



A CSW Industrials Company

TS Series Floor Trench Covers



PRODUCT DESCRIPTION

All aluminum trench cover comprised of an extruded aluminum frame and aluminum cover plate. Trench covers are linear and can run in multiple directions as well as corners, tee conditions and 4 way junctions.

IDEAL FOR

- Applications requiring sub-floor access

PERFORMANCE

Trench Sizes

4" - 36" (102mm - 914mm)

Contact factory for larger sizes

Loading

See Trench Cover loading Capabilities chart, included with this TechData sheet. For detailed load information, refer to Balco Load Data Sheet, available online. Contact factory for analysis of project-specific load cases.

ADA Compliant

MATERIALS

- Aluminum extrusions: 6063-T5, ASTM B221
- Aluminum plate: 5052-H32, ASTM B209
- Abrasive: two part epoxy combined with aluminum oxide grit (TSA only)
- Standard fasteners provided for assembly and installation
- All surfaces in contact with masonry or concrete will be protected by a factory-applied coating.





ADVANTAGES

- Quick access to sub-floor utilities without disruption to finished floor
- Variety of cover plate options to accommodate various floor finishes and applications
- Proprietary epoxy abrasive formula is tough and wear resistant (TSA only)

LIMITATIONS

- Provided in 10'-0" (3048mm) maximum lengths

TRENCH COVER MODEL GUIDE

	Model	Application
	TSA	Linear trench cover with abrasive fill, available in multiple abrasive colors
	TSD	Linear trench cover with diamond treadplate
	TSP	Linear trench cover with smooth plate
	TST	Linear trench cover with recess for finish floor material

OPTIONS

- Aluminum, galvanized, or stainless steel liners
- Cast-in or blockout anchors
- Factory corners, tees, and 4 way junctions

FINISH

Aluminum extrusions: Mill finish

Aluminum plate: Directional textured finish

Abrasive available in multiple standard colors

RELATED PRODUCTS

- AC Series access covers

ADDITIONAL DOCUMENTATION

- Product details
- Installation instructions
- Maintenance and cleaning
- Warranty
- SDS documentation
- LEED documentation







WARRANTY

Standard Warranty: 1 year

Optional Warranty: 5 years with Certified Installer

Sample warranty available upon request.

TS Series Floor Trench Covers

TRENCH COVER LOADING CAPABILITIES				
Trench Width	 Pedestrian	 Gurney/Bed  X-Ray	 Passenger cart  Floor sweeper	 Scissor lift
4	Specify TS#-4-250	Specify TS#-4-250	Specify TS#-4-250	Specify TS#-4-375
5	Specify TS#-5-250	Specify TS#-5-250	Specify TS#-5-250	Specify TS#-5-375
6	Specify TS#-6-250	Specify TS#-6-250	Specify TS#-6-250	Specify TS#-6-375
7	Specify TS#-7-250	Specify TS#-7-250	Specify TS#-7-250	Specify TS#-7-375
8	Specify TS#-8-250	Specify TS#-8-250	Specify TS#-8-250	Specify TS#-8-375
9	Specify TS#-9-250	Specify TS#-9-250	Specify TS#-9-250	Specify TS#-9-500
10	Specify TS#-10-250	Specify TS#-10-250	Specify TS#-10-250	Specify TS#-10-500
11	Specify TS#-11-250	Specify TS#-11-250	Specify TS#-11-250	Specify TS#-11-500
12	Specify TS#-12-250	Specify TS#-12-250	Specify TS#-12-250	Specify TS#-12-500
13	Specify TS#-13-250	Specify TS#-13-250	Specify TS#-13-250	Specify TS#-13-500
14	Specify TS#-14-250	Specify TS#-14-250	Specify TS#-14-250	Specify TS#-14-500
15	Specify TS#-15-250	Specify TS#-15-250	Specify TS#-15-250	Specify TS#-15-500
16	Specify TS#-16-250	Specify TS#-16-250	Specify TS#-16-250	Specify TS#-16-500
17	Specify TS#-17-250	Specify TS#-17-250	Specify TS#-17-250	Specify TS#-17-500
18	Specify TS#-18-250	Specify TS#-18-250	Specify TS#-18-375	Specify TS#-18-500
19	Specify TS#-19-250	Specify TS#-19-250	Specify TS#-19-375	Specify TS#-19-500
20	Specify TS#-20-250	Specify TS#-20-250	Specify TS#-20-375	Specify TS#-20-500
21	Specify TS#-21-250	Specify TS#-21-250	Specify TS#-21-375	Specify TS#-21-500
22	Specify TS#-22-250	Specify TS#-22-250	Specify TS#-22-375	Specify TS#-22-500
23	Specify TS#-23-250	Specify TS#-23-250	Specify TS#-23-375	Specify TS#-23-500
24	Specify TS#-24-250	Specify TS#-24-250	Specify TS#-24-375	Specify TS#-24-500
25	Specify TS#-25-250	Specify TS#-25-375	Specify TS#-25-375	Specify TS#-25-500
26	Specify TS#-26-250	Specify TS#-26-375	Specify TS#-26-375	Specify TS#-26-500
27	Specify TS#-27-250	Specify TS#-27-375	Specify TS#-27-375	Specify TS#-27-500
28	Specify TS#-28-250	Specify TS#-28-375	Specify TS#-28-375	Specify TS#-28-500
29	Specify TS#-29-250	Specify TS#-29-375	Specify TS#-29-375	Specify TS#-29-500
30	Specify TS#-30-375	Specify TS#-30-375	Specify TS#-30-375	Specify TS#-30-500
31	Specify TS#-31-375	Specify TS#-31-375	Specify TS#-31-375	Contact Factory
32	Specify TS#-32-375	Specify TS#-32-375	Specify TS#-32-375	Contact Factory
33	Specify TS#-33-375	Specify TS#-33-375	Specify TS#-33-375	Contact Factory
34	Specify TS#-34-375	Specify TS#-34-375	Specify TS#-34-375	Contact Factory
35	Specify TS#-35-375	Specify TS#-35-375	Specify TS#-35-375	Contact Factory
36	Specify TS#-36-375	Specify TS#-36-375	Specify TS#-36-375	Contact Factory