



A CSW Industrials Company



7500 Series Floor Expansion Joint Covers

PRODUCT DESCRIPTION

Elastomeric seal with aluminum base frames for floor expansion joint applications that minimizes sight-line and blends in with surrounding floor finishes

IDEAL FOR

- Smaller expansion joint openings where colors are preferred to blend with floor finishes
- Applications where a narrow sight-line is preferred
- Floors with carpet or VCT
- Floors with thick finishes such as ceramic tile, marble, granite, or pavers

PERFORMANCE

Joint Sizes

1" - 2" (25mm - 51mm)

Loading



Pedestrian

For detailed load information, refer to Balco Load Data Sheet, available online. Contact factory for analysis of project-specific load cases.

Movement Capabilities:

Permits unrestrained movement of the joint without disengagement of the cover.



Expansion/contraction



Per ASTM E1399

THERMAL

ADA Compliant

MATERIALS

- Aluminum extrusions: 6063-T5, ASTM B221
- Elastomeric Seals: 65 shore A durometer Santoprene or TPR
- Standard fasteners provided for assembly and installation
- All surfaces in contact with masonry or concrete will be protected by a factory-applied coating.

ADVANTAGES

- Narrow sight-line
- Available in multiple standard colors

OPTIONS

- Fire barrier

LIMITATIONS

- Provided in 10'-0" (3048mm) maximum lengths
- Only black seals are UV resistant (For exterior use)

FINISH

- Mill finish aluminum
- Seal available in black, gray, tan, white, and bronze

Optional*

- Custom seal colors

*Extended lead times and additional costs may apply

TECHNICAL DATA 07 95 00

7500 Series Floor Expansion Joint Covers

RELATED PRODUCTS

- 7500 series wall covers

ADDITIONAL DOCUMENTATION

- Product details
- Installation instructions
- Maintenance and cleaning
- ASTM E1399
- Warranty
- MSDS documentation
- LEED documentation










WARRANTY

Standard Warranty: 1 year

Optional Warranty: 5 years with Certified Installer

Sample warranty available upon request.

7500 FLOOR MODEL GUIDE

	System	Application
	75FCE	Interior floor to floor with flanges concealed by carpet
	75FP	Interior floor to floor with recess mount for thick floor finishes such as ceramic tile, marble, granite, or pavers
	75FPE	Interior surface mounted floor to floor
	75FTE	Interior surface mounted floor to floor with flush fit to adjacent VCT floor finish
	75FVCE	Interior floor with flange concealed by carpet to surface mounted wall
	75FVP	Interior floor with recess mount for thick floor finishes such as ceramic tile, marble, granite, or pavers to surface mounted wall
	75FVPE	Surface mounted floor to surface mounted wall
	75FVP-E	Interior floor with recess mount for thick floor finishes such as ceramic tile, marble, granite, or pavers to existing wall
	75FVTE	Interior surface mounted floor with flush fit to adjacent VCT floor finish to surface mounted wall